

Format of holding of specified securities

Annexure - I

- 1 **Name of Listed Entity : BAGHMARI TEA COMPANY LTD.**
- 2 Scrip Code/Name of Scrip/Class of Security :
- 3 Share Holding Pattern Filed under: Reg. 31(1) (b) : **Quarter Ended 30/06/2020**
- 4 Declaration:

	Particulars	Yes	No
1	Whether the Listed Entity has issued any partly paid up shares		NO
2	Whether the Listed Entity has issued any Convertible Securities or Warrants?		NO
3	Whether the Listed Entity has any shares against which depository receipt are issued?		NO
4	Whether the Listed Entity has any shares in locked-in?		NO
5	Whether any shares held by promoters are pledge or otherwise encumbered?		NO

- 5 The tabular format for disclosure of holding of specified securities is as follows:-




Table I - Summary Statement holding of specified securities

Category (i)	Category of shareholder (ii)	Nos. of shareholders (iii)	No. of fully paid up equity shares held (iv)	No. of partly paid-up equity shares held (v)	No. of shares underlying Depository Receipt (vi)	Total nos. shares held (vii) = (iv)+(v)+(vi)	Shareholding as a % of total no. of shares (calculated as per SCRR, 1957) (viii) As a % of (A+B+C2)	Number of Voting Rights held in each class of securities (ix)		No. of Shares Underlying convertible securities (including Warrants) (x)	Shareholding as a % assuming full convertible securities (as a percentage of diluted share capital) (xi) = (vii)+(x) as a % of (A+B+C)	Number of Locked in shares (xii)		Number of Shares pledged or otherwise encumbered (xiii)		Number of equity shares held in dematerialized form (xiv)
								Class eg: x	No. of Voting Rights			No. (a)	As a % of total Shares held (b)	No. (a)	As a % of total Shares held (b)	
							Total as a % of (A+B+C)					No. (a)	As a % of total Shares held (b)	No. (a)	As a % of total Shares held (b)	
(A)	Promoter & Promoter Group	10	247381	0	0	247381	74.964	247381	0	0	74.964	0	0.000	0	0.000	0
(B)	Public	164	82619	0	0	82619	25.036	82619	0	0	25.036	0	0.000	0	0.000	20509
(C)	Non Promoter - Non Public															
(C1)	Shares underlying DRs															
(C2)	Shares held by Employee Trusts															
	TOTAL	174	330000	0	0	330000	100.000	330000	0	0	100.000	0	0.000	0	0.000	20509




Table II - Statement showing shareholding pattern of the Promoter and Promoter Group

(1)	(2)	(3)	(4)	(5)	(6)	(7)	(8)	(9)	(10)	(11)	(12)	(13)			(14)	(15)	(16)	(17)	(18)
												Number of Voting Rights held in each class of securities (13)							
												(A)	(B)	(C)					
(a)	Indian	0	0	0	0	0	0	0	0	0	0	0	0	0	0	0	0	0	0
(a)	Individuals/Hindu undivided Family	9	246724	0	0	0	0	0	0	0	0	0	0	0	0	0	0	0	0
	AMAND BAJORIA		246724																
	DHRUV BAJORIA		18822																
	BOJIBR8681		3006																
	MUDIT BAJORIA		11619																
	ADFP8865P		1500																
	AAEHM9076L		172304																
	RAJENDRA BAJORIA		18174																
	ADUP83832E		1287																
	RAJENDRA BAJORIA & OTHERS (HUF)		17238																
	RAMENDRA BAJORIA		2774																
	SAANGEETA BAJORIA		17238																
	SHOBHA BAJORIA		0																
	AEPF86180D		0																
	AEDPB4527C		0																
(b)	Central Government/State Government(s)	0	0	0	0	0	0	0	0	0	0	0	0	0	0	0	0	0	0
(c)	Financial Institutions/Banks	0	0	0	0	0	0	0	0	0	0	0	0	0	0	0	0	0	0
(d)	Any Other	0	0	0	0	0	0	0	0	0	0	0	0	0	0	0	0	0	0
	Banks/Corporate	0	0	0	0	0	0	0	0	0	0	0	0	0	0	0	0	0	0
	BAJORIA PROPERTIES PVT. LTD.	1	657	0	0	0	0	0	0	0	0	0	0	0	0	0	0	0	0
	TREAST	0	657	0	0	0	0	0	0	0	0	0	0	0	0	0	0	0	0
	Cleaning Members	0	0	0	0	0	0	0	0	0	0	0	0	0	0	0	0	0	0
	Sub-Total (A)(1)	10	247381	0	0	0	0	0	0	0	0	0	0	0	0	0	0	0	0
(2)	Foreign	0	0	0	0	0	0	0	0	0	0	0	0	0	0	0	0	0	0
(a)	Individuals (Non-Resident Individuals/Foreign Individuals)	0	0	0	0	0	0	0	0	0	0	0	0	0	0	0	0	0	0
(b)	Government	0	0	0	0	0	0	0	0	0	0	0	0	0	0	0	0	0	0
(c)	Institutions	0	0	0	0	0	0	0	0	0	0	0	0	0	0	0	0	0	0
(d)	Foreign Portfolio Investor	0	0	0	0	0	0	0	0	0	0	0	0	0	0	0	0	0	0
(e)	Any Other	0	0	0	0	0	0	0	0	0	0	0	0	0	0	0	0	0	0
	GDRs	0	0	0	0	0	0	0	0	0	0	0	0	0	0	0	0	0	0
	Sub-Total (A)(2)	0	0	0	0	0	0	0	0	0	0	0	0	0	0	0	0	0	0
	Total Shareholding of Promoter and Promoter Group (A)=(A)(1)-(A)(2)	10	247381	0	0	0	0	0	0	0	0	0	0	0	0	0	0	0	0




Table III - Statement showing shareholding pattern of the Public shareholder

Category & Name of shareholders (i)	PAN (ii)	Nos. of shareholders (iii)	No. of fully paid up equity shares held (iv)	No. of partly paid-up equity shares held (v)	Nos. of shares underlying Depository Receipt (vi)	Total nos. shares held (vii) = (iv)+(v)+(vi)	Shareholding as a % of total nos. shares held as per SCRR, 1957 (viii) = (vii)/(A+B+C)	Number of Voting Rights held in each class of securities (ix)			No. of Shares Underlying convertible securities (including Warrants) (x)	Shareholding as a % assuming full conversion of convertible securities (as a percentage of total no. of shares) (xi) = (x)/(A+B+C)	Number of Locked in shares (xii)		Number of Shares pledged or otherwise encumbered (e)	Number of Shares held in dematerialized form (xiii)
								Class A	Class Y	Total			No. (a)	As a % of total Shares held (b)		
(1) Institutions		0	0	0	0	0	0.000	0	0	0	0.000	0	0.000	0	0.000	0
(a) Mutual Funds		0	0	0	0	0	0.000	0	0	0	0.000	0	0.000	0	0.000	0
(b) Venture Capital Funds		0	0	0	0	0	0.000	0	0	0	0.000	0	0.000	0	0.000	0
(c) Alternate Investment Funds		0	0	0	0	0	0.000	0	0	0	0.000	0	0.000	0	0.000	0
(d) Foreign Venture Capital Investors		0	0	0	0	0	0.000	0	0	0	0.000	0	0.000	0	0.000	0
(e) Foreign Portfolio Investors		0	0	0	0	0	0.000	0	0	0	0.000	0	0.000	0	0.000	0
(f) Financial Institutions/Banks		0	0	0	0	0	0.000	0	0	0	0.000	0	0.000	0	0.000	0
(g) Insurance Companies		0	0	0	0	0	0.000	0	0	0	0.000	0	0.000	0	0.000	0
(h) Provident Funds/Pension Funds		0	0	0	0	0	0.000	0	0	0	0.000	0	0.000	0	0.000	0
(i) Any Other		0	0	0	0	0	0.000	0	0	0	0.000	0	0.000	0	0.000	0
Foreign Institutional Investors		0	0	0	0	0	0.000	0	0	0	0.000	0	0.000	0	0.000	0
QFI - Corporate		0	0	0	0	0	0.000	0	0	0	0.000	0	0.000	0	0.000	0
Sub-Total (B)(1)		0	0	0	0	0	0.000	0	0	0	0.000	0	0.000	0	0.000	0
(2) Central Government/State Government(s)/President of India		0	0	0	0	0	0.000	0	0	0	0.000	0	0.000	0	0.000	0
Sub-Total (B)(2)		0	0	0	0	0	0.000	0	0	0	0.000	0	0.000	0	0.000	0
(3) Non-Institutions		0	0	0	0	0	0.000	0	0	0	0.000	0	0.000	0	0.000	0
(a) Individuals		0	0	0	0	0	0.000	0	0	0	0.000	0	0.000	0	0.000	0
(i) Individual shareholders holding nominal share capital up to Rs. 2 Lakhs.		158	64670	0	0	64670	19.597	64670	0	64670	19.597	0	0.000	0	0.000	0
MAHENDRA GIROHARIJAL WADHWANI	AAAPW137L		4684	0	0	4684	1.419	4684	0	4684	1.419	0	0.000	0	0.000	7009
NARENDRA KUMAR BAJORIA	AEOPB9941F		13000	0	0	13000	3.939	13000	0	13000	3.939	0	0.000	0	0.000	4684
(ii) Individual shareholders holding nominal share capital in excess of Rs. 2 Lakhs.		0	0	0	0	0	0.000	0	0	0	0.000	0	0.000	0	0.000	0
(b) NBFCs registered with RBI		0	0	0	0	0	0.000	0	0	0	0.000	0	0.000	0	0.000	0
(c) Employee Trusts		0	0	0	0	0	0.000	0	0	0	0.000	0	0.000	0	0.000	0
(d) Overseas Depositors (holding DRs) (balancing figure)		0	0	0	0	0	0.000	0	0	0	0.000	0	0.000	0	0.000	0
(e) Any Other		0	0	0	0	0	0.000	0	0	0	0.000	0	0.000	0	0.000	0
Bodies Corporate		0	0	0	0	0	0.000	0	0	0	0.000	0	0.000	0	0.000	0
MCLEOD AND COMPANY		6	17949	0	0	17949	5.439	17949	0	17949	5.439	0	0.000	0	0.000	0
QFI - Individual		0	13500	0	0	13500	4.091	13500	0	13500	4.091	0	0.000	0	0.000	13500
NRI - Repatriable		0	0	0	0	0	0.000	0	0	0	0.000	0	0.000	0	0.000	0
NRI - Non-Repatriable		0	0	0	0	0	0.000	0	0	0	0.000	0	0.000	0	0.000	0
OCBs		0	0	0	0	0	0.000	0	0	0	0.000	0	0.000	0	0.000	0
Trusts		0	0	0	0	0	0.000	0	0	0	0.000	0	0.000	0	0.000	0
Clearing Members		0	0	0	0	0	0.000	0	0	0	0.000	0	0.000	0	0.000	0
IEPF Authority		0	0	0	0	0	0.000	0	0	0	0.000	0	0.000	0	0.000	0
Sub-Total (B)(3)		164	82619	0	0	82619	25.036	82619	0	82619	25.036	0	0.000	0	0.000	20509
Total Public Shareholding (B) = (B)(1)+(B)(2)+(B)(3)		164	82619	0	0	82619	25.036	82619	0	82619	25.036	0	0.000	0	0.000	20509




Table IV - Statement showing shareholding pattern of the Non Promoter - Non Public shareholder

Category & Name of shareholders (I)	PAN (II)	Nos. of shareholders (III)	No. of fully paid up equity shares held (IV)	No. of partly paid-up equity shares held (V)	Nos. of shares underlying Depository Receipt (VI)	Total nos. shares held (VII) = (IV)+(V)+(VI)	Shareholding % calculated as per SCRR, 1957 As a % of (A+B+C2) (VIII)	Number of Voting Rights held in each class of securities (IX)			No. of Shares Underlying Outstanding convertible securities (including Warrants) (X)	Shareholding as a % assuming full conversion of convertible securities (as a percentage of diluted share capital) (XI) = (VII)+(X) as a % of (A+B+C)	Number of Locked in shares (XII)		Number of Shares pledged or otherwise encumbered (XIII)	Number of equity shares held in dematerialized form (XIV)	
								No. of Voting Rights		Total as a % of Total Voting rights			No.	As a % of total Shares held (b)			
								Class x	Class y								No. (a)
(1) Custodian DR Holder																	
(2) Employee Benefit Trust (under SEBI (share based Employee Benefit) Regulations, 2014																	
Total Non-Promoter - Non-Public Shareholding (C)=(C1)+(C)+(2)																	




Table V - Statement showing shareholding details of significant beneficial owner

Details of the significant beneficial owner (I)			Details of the registered owner (II)			Details of holding/ exercise of right of the SBO in the reporting company, whether direct or indirect : (III) Whether by virtue of:						
Sr No.	Name	PAN/Passport No. in case of a foreign national	Nationality	Name	PAN/Passport No. in case of a foreign national	Nationality	Shares %	Voting rights %	Rights on distributable dividend or any other distribution %	Exercise of control	Exercise of significant influence	Date of creation / acquisition of significant beneficial interest (IV)

