

Name of Listed Equity: DOKHAWKI TEA COMPANY LTD.

Scrp Code:

Shareholding Pattern Filed under: Reg. 31(2)(b) Quarter Ended: 30/09/2018

Particulars	Yes	No
1 Whether the Listed Equity has issued any Partly Paid up shares?		No
2 Whether the Listed Equity has issued any Convertible Securities or Warrants?		No
3 Whether the Listed Equity has any shares against which Depository Receipts are issued?		No
4 Whether the Listed Equity has any shares in Locked-in?		No
5 Whether any shares held by Promoters are Pledge or otherwise encumbered?		No




TABLE I - SUMMARY STATEMENT HOLDINGS OF SPECIFIED SECURITIES

Category	No. of Shareholders	No. of Fully Paid-up Equity Shares Held	No. of Partly Paid-up Equity Shares Held	No. of Underlying Depository Receipts	Total No. of Shares Held	Shareholding Calculated as per SCRB, 1957 (As a % of (A+B+C))	Number of Voting Rights held in each class of securities (IX)			No. of Shares Outstanding	Shareholding as a % assuming full conversion of securities (X)	Number of Locked in shares (XII)	Number of Shares pledged or otherwise encumbered (XIII)	Number of Equity Shares held in demat form (XIV)
							Class X	Class Y	Total					
(A) Promoter & Promoter Group	10	273875			273875	82.992	273875		273875	82.992				
(B) Public	163	56125			56125	17.008	56125		56125	17.008			6089	
(C) Non Promoter - Non Public														
(C1) Shares underlying DRs														
(C2) Shares held by Employee Trusts														
TOTAL	173	330000			330000	100.000	330000		330000	100.000			6089	




TABLE II - STATEMENT SHOWING SHAREHOLDING PATTERN OF THE PROMOTER AND PROMOTER GROUP

Category	Name of shareholders	PAN	Nos. of Shareholders	No. of Fully Paid-up Equity Shares Held	No. of Partly Paid-up Equity Shares Held	No. of Underlying Depository Receipts	Total No. of Shares Held	Shareholding Calculated as per SCRR, 1957 (As a % of (A+B+C2))	Number of Voting Rights held in each class of securities (IX)			No. of Shares Outstanding	Shareholding % assuming full conversion of convertible securities (as a % of diluted share capital) (XI)=(VII)+(X)	Number of Locked in shares (XII)	Number of Shares pledged or otherwise encumbered (XIII)	Number of Equity Shares held in dematerialized form (XIV)
									Class X	Class Y	Total					
(I)	(II)	(III)	(IV)	(V)	(VI)	(VII)=	(VIII)	(IX)	(X)	(XI)	(XII)	(XIII)	(XIV)			
(1) Indian																
(a) Individuals/Hindu undivided Family			9	273218			273218	82.793	273218	273218	82.793	273218	82.793			
	ANAND RAJURIA			18822			18822	5.704	18822	18822	5.704	18822	5.704			
	RUDIT RAJURIA			11619			11619	3.521	11619	11619	3.521	11619	3.521			
	RUDIT RAJURIA & IFS (HUF)			1500			1500	0.455	1500	1500	0.455	1500	0.455			
	CHIRU RAJURIA			3000			3000	0.909	3000	3000	0.909	3000	0.909			
	RAJENDRA RAJURIA			198804			198804	60.244	198804	198804	60.244	198804	60.244			
	RAJENDRA RAJURIA & IFS (HUF)			18174			18174	5.507	18174	18174	5.507	18174	5.507			
	RAJENDRA RAJURIA			1287			1287	0.390	1287	1287	0.390	1287	0.390			
	SANDEETA RAJURIA			2774			2774	0.841	2774	2774	0.841	2774	0.841			
	SHREYA RAJURIA			17238			17238	5.224	17238	17238	5.224	17238	5.224			
(b) Central Government/State Government(s)																
(c) Financial Institutions/Banks																
(d) Any Other																
	Bodies Corporate		1	657			657	0.199	657	657	0.199	657	0.199			
	RAJURIA PROPERTIES PVT. LTD.			657			657	0.199	657	657	0.199	657	0.199			
	Trusts															
	Clearing Members															
	Sub-Total (A)(1)		10	273875			273875	82.992	273875	273875	82.992	273875	82.992			
(2) Foreign																
(a) Individuals (Non-Resident Individuals/Foreign Individuals)																
(b) Government																
(c) Institutions																
(d) Foreign Portfolio Investor																
(e) Any Other																
	ILPs															
	Sub-Total (A)(2)															
	Total Shareholding of Promoter and Promoter Group (A)=(A)(1)+(A)(2)		10	273875			273875	82.992	273875	273875	82.992	273875	82.992			



TABLE III - STATEMENT SHOWING SHAREHOLDING PATTERN OF THE PUBLIC SHAREHOLDER

Category	PAN	Nos. of Shareholders	No. of Fully Paid-up Equity Shares Held	No. of Partly Paid-up Equity Shares Held	No. of Underlying Depository Receipts	Total Nos. of Shares Held	Shareholding Calculated as per SCRR, 1957	Number of Voting Rights held in each class of securities			No. of Shares Outstanding	Shareholding % assuming full conversion of convertible securities (including Warrants)	Number of Locked in shares	Number of Shares pledged or otherwise encumbered	Number of Equity Shares Held in dematerialized form
								Class X	Class Y	Total					
(I)	(II)	(III)	(IV)	(V)	(VI)	(VII)=(IV)+(V)+(VI)	(VIII)	(IX)	(X)	(XI)=(VII)+(X)	(XII)	(XIII)	(XIV)		
(1) Institutions															
(a) Mutual Funds															
(b) Venture Capital Funds															
(c) Alternate Investment Funds															
(d) Foreign Venture Capital Investors															
(e) Foreign Portfolio Investors															
(f) Financial Institutions/Banks															
(g) Insurance Companies															
(h) Provident Funds/Pension Funds															
(i) Any Other															
Foreign Institutional Investors															
NFI - Corporate															
Sub-Total (B)(1)															
(2) Central Government/State Government(s)/President of India															
Sub-Total (B)(2)															
(3) Non-Institutions															
(a) Individuals															
i) Individual shareholders holding nominal share capital up to Rs. 2 Lakhs.		157	51670			51670	15.658	51670	51670	15.658				6089	
ii) Individual shareholders holding nominal share capital in excess of Rs. 2 Lakhs.			4684			4684	1.419	4684	4684	1.419				4684	
(b) NEFTs registered with RBI															
(c) Employee Trusts															
(d) Overseas Depositors (holding DRs)(balancing figure)															
(e) Any Other															
Bodies Corporate		6	4455			4455	1.350	4455	4455	1.350					
NFI - Individual															
NFI - Repatriable															
NFI - Non-Repatriable															
Trusts															
Clearing Members															
IEPF Authority															
Sub-Total (B)(3)		163	56125			56125	17.008	56125	56125	17.008				6089	
Total Public Shareholding (B) = (B)(1)+(B)(2)+(B)(3)		163	56125			56125	17.008	56125	56125	17.008				6089	




TABLE IV - STATEMENT SHOWING SHAREHOLDING PATTERN OF THE NON PROMOTER - NON PUBLIC SHAREHOLDER

Category	Name of shareholders	IPAN	Nos. of Shareholders	No. of Fully Paid-up Equity Shares Held	No. of Partly Paid-up Equity Shares Held	No. of Underlying Depository Receipts	No. of Shares Held	Total Nos. Shares	Shareholding Calculated as per SCRD, 1957 as a % of (A+B+C)	Number of Voting Rights held in each class of securities (IX)			No. of Shares Outstanding	Shareholding % assuming Full conversion of convertible securities (as a % of diluted share capital) (X)	Number of Locked in shares (XII)	Number of Shares pledged or otherwise encumbered (XIII)	Number of Equity Shares Held in dematerialized form (XIV)
										Class X	Class Y	Total					
(I)	(II)	(III)	(IV)	(V)	(VI)	(VII)=	(IV)+(V)+(VI)	(VIII)									

- (1) Custodian DR Holder
- (2) Employee Benefit Trust (under SEBI (share based Employee Benefit) Regulations, 2014

Total Non-Promoter - Non-Public Shareholding (C)=(C)(1)+(C)(2)

