

Name of Listed Equity: DUCHAKKI TEA COMPANY LTD.

scrip Code:

Shareholding Pattern Filled under: Reg. 31(1)(g) Quarter Ended: 30/09/2019

Particulars	Yes	No
1. Whether the Listed Equity has issued any Partly Paid up shares?		No
2. Whether the Listed Equity has issued any Convertible Securities or Warrants?		No
3. Whether the Listed Equity has any shares against which Depository Receipts are issued?		No
4. Whether the Listed Equity has any shares in Locked-in?		No
5. Whether any shares held by Promoters are Fledge or otherwise encumbered?		No




TABLE I - SUMMARY STATEMENT HOLDING OF SPECIFIED SECURITIES

Name of shareholders (or group)	Nos. of Shareholders	No. of Fully Paid-up Equity Shares Held	No. of Partly Paid-up Equity Shares Held	No. of Underlying Depository Receipts	No. of Shares Held	Total Nos. Shares (VII)=(IV)+(V)+(VI)	Shareholding Calculated as per SCRR, 1957 (A)+(B)+(C)	Number of Voting Rights held in each class of shares (IX)			No. of Shares Outstanding (Including Warrant) (X)	Shareholding % assuming full conversion of convertible securities (including share capital) (XI)=(VII)+(X)	Number of Locked-in shares (XII)	Number of Shares pledged or otherwise numbered (XIII)	Number of Equity Shares held in dematerialized form (XIV)
								Class X	Class Y	Total					
(I)	(II)	(III)	(IV)	(V)	(VI)	(VII)	(VIII)	(IX)	(X)	(XI)	(XII)	(XIII)	(XIV)		
(A) Promoter & Promoter Group	10	247375				247375	74.962	247375	247375	74.962	74.962				
(B) Public	165	82625				82625	25.038	82625	82625	25.038	25.038		7009		
(C) Non Promoter - Non Public															
(C1) Shares underlying DRs															
(C2) Shares held by Employee Trusts															
TOTAL	175	330000				330000	100.000	330000	330000	100.000	100.000		7009		



TABLE II - STATEMENT SHOWING SHAREHOLDING PATTERN OF THE PROMOTER AND PROMOTER GROUP

Category	Name of shareholders	PAN	Nos. of Shareholders	No. of Fully Paid-up Equity Shares Held	No. of Partly Paid-up Equity Shares Held	No. of Underlying Depository Receipts	No. of Shares Held	Total Nos. Shares Held	Shareholding Calculated as per SCRR, 1957	Number of Voting Rights held in each class of securities (IX)			No. of Shares Outstanding	Shareholding % assuming full conversion of convertible securities (as a % of diluted share capital) (X)	Number of Locked in shares (XII)	Number of Shares pledged or otherwise numbered (XIII)	Number of Equity Shares held in dematerialized form (XIV)
										Class X	Class Y	Total					
(I)	(II)	(III)	(IV)	(V)	(VI)	(VII)	(VIII) = (IV)+(V)+(VI)	(IX)	(X) = (A)+(B)+(C)	(XI)	(XII)	(XIII)	(XIV)				
(1)	Indian																
(a)	Individuals/Hindu undivided Family		9	246718			246718	246718	74.763	246718	246718	246718	74.763	246718			
	ANAND DAJURIA			18822			18822	18822	5.704	18822	18822	18822	5.704	18822			
	MUDIT DAJURIA			11619			11619	11619	3.521	11619	11619	11619	3.521	11619			
	MUDIT DAJURIA & IRS (HUF)			1500			1500	1500	0.455	1500	1500	1500	0.455	1500			
	IBRAJ DAJURIA			3000			3000	3000	0.909	3000	3000	3000	0.909	3000			
	RAJENDRA DAJURIA	AUAF0832E		172304			172304	172304	52.213	172304	172304	172304	52.213	172304			
	RAJENDRA DAJURIA & IRS (HUF)			18174			18174	18174	5.507	18174	18174	18174	5.507	18174			
	RAJENDRA DAJURIA			1287			1287	1287	0.390	1287	1287	1287	0.390	1287			
	SANGEETA DAJURIA			2774			2774	2774	0.841	2774	2774	2774	0.841	2774			
	SHREYA DAJURIA			17238			17238	17238	5.224	17238	17238	17238	5.224	17238			
(b)	Central Government/State Government(s)																
(c)	Financial Institutions/Banks																
(d)	Any Other																
	Bodies Corporate		1	657			657	657	0.199	657	657	657	0.199	657			
	DAJURIA PROPERTIES PVT. LTD.			657			657	657	0.199	657	657	657	0.199	657			
	Trusts																
	Clearing Members																
	Sub-Total (A)(1)		10	247375			247375	247375	74.962	247375	247375	247375	74.962	247375			
(2)	Foreign																
(a)	Individuals (Non-Resident Individuals/Foreign Individuals)																
(b)	Government																
(c)	Institutions																
(d)	Foreign Portfolio Investor																
(e)	Any Other																
	DCDs																
	Sub-Total (A)(2)																
	Total Shareholding of Promoter and Promoter Group (A)=(A)(1)+(A)(2)		10	247375			247375	247375	74.962	247375	247375	247375	74.962	247375			




TABLE III - STATEMENT SHOWING SHAREHOLDING PATTERN OF THE PUBLIC SHAREHOLDER

Date/Category	Name of shareholders	PAN	Nos. of Shareholders	No. of Fully Paid-up Equity Shares Held	No. of Partly Paid-up Equity Shares Held	No. of Depository Receipts	No. of Shares Held	Shareholding Calculated as per SCRR, 1957 as a % of (A)+(C2)	Number of Voting Rights held in each class of securities (IX)			No. of Shares Outstanding (Including Warrants) (X)	Shareholding as % assuming full conversion of convertible securities (as a % of diluted share capital) (XI)=(VII)+(X)	Number of Locked in shares (XII)	Number of Shares pledged or otherwise numbered (XIII)	Number of Equity Shares Held in dematerialized form (XIV)
									Class X	Class Y	Total					
(I)	(II)	(III)	(IV)	(V)	(VI)	(VII)=	(VIII)=(IV)+(V)+(VI)	(IX)	(X)	(XI)	(XII)	(XIII)	(XIV)			
(1) Institutions																
(a) Mutual Funds																
(b) Venture Capital Funds																
(c) Alternate Investment Funds																
(d) Foreign Venture Capital Investors																
(e) Foreign Portfolio Investors																
(f) Financial Institutions/Banks																
(g) Insurance Companies																
(h) Provident Funds/Pension Funds																
(i) Any Other																
Foreign Institutional Investors																
QFI - Corporate																
Sub-Total (B)(1)																
(2) Central Government/State Government(s)/President of India																
Sub-Total (B)(2)																
(3) Non-Institutions																
(a) Individuals																
i) Individual shareholders holding nominal share capital up to Rs. 2 Lakhs.																
			159	64676			64676	19.599	64676	64676	19.599	19.599				7009
				4684			4684	1.419	4684	4684	1.419	1.419				4684
				13000			13000	3.939	13000	13000	3.939	3.939				
ii) Individual shareholders holding nominal share capital in excess of Rs. 2 Lakhs.																
(b) MFIs registered with RBI																
(c) Employee Trusts																
(d) Overseas Depositors (holding DRs)(balancing figure)																
(e) Any Other																
			6	17949			17949	5.439	17949	17949	5.439	5.439				
				13500			13500	4.091	13500	13500	4.091	4.091				
QFI - Individual																
QFI - Repatriable																
QFI - Non-Repatriable																
QIPs																
Trusts																
Clearing Members																
IEPF Authority																
Sub-Total (B)(3)			165	82625			82625	25.038	82625	82625	25.038	25.038				7009
Total Public Shareholding (B)			165	82625			82625	25.038	82625	82625	25.038	25.038				7009

TABLE III - STATEMENT SHOWING SHAREHOLDING PATTERN OF THE PUBLIC SHAREHOLDER

Category	Name of shareholders	IPAN	Nos. of Shareholders	No. of Fully Paid-up Equity Shares Held	No. of Partly Paid-up Equity Shares Held	No. of Depository Receipts	No. of Shares Held	Total Nos. Shares	Shareholding Calculated as per SCRB, 1957 (As a % of (A+B+C2))	Number of Voting Rights held in each class of securities (IX)				No. of Shares Outstanding	Shareholding as % assuming full conversion of convertible securities (as a % of total voting rights) (X)	Number of Locked in shares (XII)	Number of Shares pledged or otherwise encumbered (XIII)	Number of Equity Shares Held in dematerialized form (XIV)
										Class X	Class Y	Total	Total as a % of total voting rights					
(I)	(II)	(III)	(IV)	(V)	(VI)	(VII)=	(VIII)	(IX)+(X)+(XI)+(XII)	(X)	(XI)=(VII)+(X)	(XIII)	(XIV)	(XV)	(XVI)	(XVII)	(XVIII)	(XIX)	

=(B)(1)+(B)(2)+(B)(3)




TABLE IV - STATEMENT SHOWING SHAREHOLDING PATTERN OF THE NON PROMOTER - NON PUBLIC SHAREHOLDER

Date/Name of shareholders (I)	PAN (II)	Nos. of Shareholders (III)	No. of Fully Paid-up Equity Shares Held (IV)	No. of Partly Paid-up Equity Shares Held (V)	No. of Underlying Depository Receipts (VI)	No. of Shares/ Total Nos. Held (VII)= (IV)+(V)+(VI)	Shareholding Calculated as per SCRR, 1957 (A)+(C2) (VIII)	Number of Voting Rights held in each class of securities (IX)				No. of Shares/ Underlying outstanding securities (X)	Shareholding as % assuming full conversion of convertible securities (as a % of diluted share capital) (XI)=(VII)+(X) (A)+(B)+(C)	Number of Locked in shares (XII)	Number of Shares pledged or otherwise encumbered (XIII)	Number of Equity Shares Held in demat form (XIV)
								Class X	Class Y	Total	Total as a % of total voting Rights					

- (1) Custodian DR Holder
- (2) Employee Benefit Trust (under SEBI (share based Employee Benefit) Regulations, 2014)

Total Non-Promoter - Non-Public Shareholding (C)=(C)(1)+(C)(2)




TABLE U - STATEMENT SHOWING DETAILS OF SIGNIFICANT BENEFICIAL OWNERS (SBOs)

Sr. No.	Details of the SBO		Details of the Registered Owner		Details of holding/exercise of right of the SBO in the reporting company, whether direct or indirect						
	(I)		(II)		(III)						
					Whether by virtue of						
Name	IPIN / Passport No. in case of a foreign national	Nationality	Name	IPIN / Passport No. in case of a foreign national	Nationality	Shares (%)	Voting Rights (%)	Rights on distributable dividend or any other distribution (%)	Exercise of control	Exercise of influence	Date of creation/acquisition of significant beneficial interest
											(IV)

