

Format of holding of specified securities

Annexure - I

1 **Name of Listed Entity : BAGHMARI TEA COMPANY LTD.**

2 Scrip Code/Name of Scrip/Class of Security :

3 Share Holding Pattern Filed under: Reg. 31(1) (b) : **Quarter Ended 31/03/2020**

4 Declaration:

	Particulars	Yes	No
1	Whether the Listed Entity has issued any partly paid up shares		NO
2	Whether the Listed Entity has issued any Convertible Securities or Warrants?		NO
3	Whether the Listed Entity has any shares against which depository receipt are issued?		NO
4	Whether the Listed Entity has any shares in locked-in?		NO
5	Whether any shares held by promoters are pledge or otherwise encumbered?		NO

5 The tabular format for disclosure of holding of specified securities is as follows:-




Table I - Summary Statement holding of specified securities

Y (i)	Category of shareholder (ii)	Nos. of shareholders (iii)	No. of fully paid up equity shares held (iv)	No. of partly paid-up equity shares held (v)	No. of shares underlying Depository Receipt (vi)	Total nos. shares held (vii) = (iv)+(v)+(vi)	Shareholding as a % of total no. of shares (calculated as per SCRR, 1957) (viii) As a % of (A+B+C2)	Number of Voting Rights held in each class of securities (ix)		No. of Shares Underlying convertible securities (including Warrants) (X)	Shareholding as a % assuming full conversion of convertible securities (as a percentage of diluted share capital) (XI)=(VII)+(X) as a % of (A+B+C)	Number of Locked in shares (xii)		Number of Shares pledged or otherwise encumbered (xiii)		Number of equity shares held in dematerialized form (xiv)
								Class eg: x	Class eg: y			Total	Total as a % of (A+B+C)	No. (a)	As a % of total Shares held (b)	
(A)	Promoter & Promoter Group	10	247381	0	0	247381	74.964	247381	0	0	74.964	0	0.000	0	0.000	0
(B)	Public	164	82619	0	0	82619	25.036	82619	0	0	25.036	0	0.000	0	0.000	20509
(C)	Non Promoter - Non Public															
(C1)	Shares underlying DRs															
(C2)	Shares held by Employee Trusts															
	TOTAL	174	330000	0	0	330000	100.000	330000	0	0	100.000	0	0.000	0	0.000	20509




Table II - Statement showing shareholding pattern of the Promoter and Promoter Group

Category & Name of shareholders (i)	PAN (ii)	Nos. of shareholders (iii)	No. of fully paid-up equity shares held (iv)	No. of party paid-up equity shares held (v)	Nos. of shares underlying Depository Receipt (vi)	Total nos. shares held (vii) = (iv)+(v)+(vi)	Shareholding % calculated as per SCRR, 1957 As a % of (A+B+C2) (viii)	Number of Voting Rights held in each class of securities (ix)			No. of Shares Underlying Outstanding convertible securities (including Warrants) (x)	Shareholding as a % assuming full conversion of convertible securities (as a percentage of diluted share capital) (vii)+(x) as a % of (A+B+C)	Number of Locked in shares (xi)		Number of Shares pledged or otherwise encumbered (xii)		Number of equity shares held in dematerialized form (xiv)
								No. of Voting Rights		Total Voting rights			No. (a)	As a % of total Shares held (b)	No. (a)	As a % of total Shares held (b)	
								Class x	Class y								
(1) Indian		0	0	0	0	0	0.000	0	0	0	0.000	0	0	0	0.000	0	
(a) Individuals/Hindu undivided Family		9	246724	0	0	246724	74.765	246724	0	246724	74.765	0	0	0	0.000	0	
AMAND BAJORIA	AECPB7175F	0	18822	0	0	18822	5.704	18822	0	18822	5.704	0	0	0	0.000	0	
DHRUV BAJORIA	BOJPB8668J	0	3006	0	0	3006	0.911	3006	0	3006	0.911	0	0	0	0.000	0	
MUDIT BAJORIA	ADEPB8659P	0	11619	0	0	11619	3.521	11619	0	11619	3.521	0	0	0	0.000	0	
MUDIT BAJORIA & OTHERS (HUF)	AAEHM9076L	0	1500	0	0	1500	0.465	1500	0	1500	0.465	0	0	0	0.000	0	
RAJENDRA BAJORIA	ADUPB8332E	0	172304	0	0	172304	52.213	172304	0	172304	52.213	0	0	0	0.000	0	
RAJENDRA BAJORIA & OTHERS (HUF)		0	18174	0	0	18174	5.507	18174	0	18174	5.507	0	0	0	0.000	0	
RAMENDRA BAJORIA		0	1287	0	0	1287	0.390	1287	0	1287	0.390	0	0	0	0.000	0	
SANGEETA BAJORIA	AFFPB6180D	0	2774	0	0	2774	0.841	2774	0	2774	0.841	0	0	0	0.000	0	
SHOBHA BAJORIA	AEDPB4492C	0	17238	0	0	17238	5.224	17238	0	17238	5.224	0	0	0	0.000	0	
Central Government/State Government(s)		0	0	0	0	0	0.000	0	0	0	0.000	0	0	0	0.000	0	
Financial Institutions/Banks		0	0	0	0	0	0.000	0	0	0	0.000	0	0	0	0.000	0	
Any Other Bodies Corporate		1	657	0	0	657	0.199	657	0	657	0.199	0	0	0	0.000	0	
BAJORIA PROPERTIES PVT. LTD.		0	657	0	0	657	0.199	657	0	657	0.199	0	0	0	0.000	0	
Trusts		0	0	0	0	0	0.000	0	0	0	0.000	0	0	0	0.000	0	
Clearing Members		0	0	0	0	0	0.000	0	0	0	0.000	0	0	0	0.000	0	
Sub-Total (A)(1)		10	247381	0	0	247381	74.964	247381	0	247381	74.964	0	0	0	0.000	0	
(2) Foreign		0	0	0	0	0	0.000	0	0	0	0.000	0	0	0	0.000	0	
(a) Individuals (Non-Resident Individuals/Foreign Individuals)		0	0	0	0	0	0.000	0	0	0	0.000	0	0	0	0.000	0	
(b) Government		0	0	0	0	0	0.000	0	0	0	0.000	0	0	0	0.000	0	
(c) Institutions		0	0	0	0	0	0.000	0	0	0	0.000	0	0	0	0.000	0	
(d) Foreign Portfolio Investor		0	0	0	0	0	0.000	0	0	0	0.000	0	0	0	0.000	0	
(e) Any Other OCBs		0	0	0	0	0	0.000	0	0	0	0.000	0	0	0	0.000	0	
Sub-Total (A)(2)		0	0	0	0	0	0.000	0	0	0	0.000	0	0	0	0.000	0	
Total Shareholding of Promoter and Promoter Group (A)=(A)(1)+(A)(2)		10	247381	0	0	247381	74.964	247381	0	247381	74.964	0	0	0	0.000	0	




Table III - Statement showing shareholding pattern of the Public shareholder

Category & Name of shareholders (i)	PAN (ii)	Nos. of shareholder (iii)	No. of fully paid-up equity shares held (iv)	No. of partly paid-up equity shares held (v)	Nos. of shares underlying Depository Receipt (vi)	Total nos. shares held (vii) = (v) + (vi)	Shareholding % as per SCRR, 1957 As a % of (A+B+C2) (viii)	Number of Voting Rights held in each class of securities (ix)			No. of Underlying Securities (including Warrants) (x)	Shareholding as a % assuming full conversion of convertible securities (as a percentage of diluted share capital) (xi) = (x) / (A+B+C)	Number of Locked in shares (xii)		Number of Shares pledged or otherwise encumbered (a)	As a % of total Shares held (b)	Number of Shares encumbered (a)	As a % of total Shares held (b)	Number of equity shares held in dematerialized form (xiv)		
								Class A	Class Y	Total			No. (a)	As a % of Shares held (b)						No. (a)	As a % of Shares held (b)
(1) Institutions		0	0	0	0	0	0.000	0	0	0	0	0.000	0	0.000	0	0.000	0	0			
(a) Mutual Funds		0	0	0	0	0	0.000	0	0	0	0	0.000	0	0.000	0	0.000	0	0			
(b) Venture Capital Funds		0	0	0	0	0	0.000	0	0	0	0	0.000	0	0.000	0	0.000	0	0			
(c) Alternate Investment Funds		0	0	0	0	0	0.000	0	0	0	0	0.000	0	0.000	0	0.000	0	0			
(d) Foreign Venture Capital Investors		0	0	0	0	0	0.000	0	0	0	0	0.000	0	0.000	0	0.000	0	0			
(e) Foreign Portfolio Investors		0	0	0	0	0	0.000	0	0	0	0	0.000	0	0.000	0	0.000	0	0			
(f) Financial Institutions/Banks		0	0	0	0	0	0.000	0	0	0	0	0.000	0	0.000	0	0.000	0	0			
(g) Insurance Companies		0	0	0	0	0	0.000	0	0	0	0	0.000	0	0.000	0	0.000	0	0			
(h) Provident Funds/Pension Funds		0	0	0	0	0	0.000	0	0	0	0	0.000	0	0.000	0	0.000	0	0			
(i) Any Other Foreign Institutional Investors		0	0	0	0	0	0.000	0	0	0	0	0.000	0	0.000	0	0.000	0	0			
(j) QFI - Corporate		0	0	0	0	0	0.000	0	0	0	0	0.000	0	0.000	0	0.000	0	0			
Sub-Total (B)(1)		0	0	0	0	0	0.000	0	0	0	0	0.000	0	0.000	0	0.000	0	0			
Central Government/State Government(s)/President of India		0	0	0	0	0	0.000	0	0	0	0	0.000	0	0.000	0	0.000	0	0			
Sub-Total (B)(2)		0	0	0	0	0	0.000	0	0	0	0	0.000	0	0.000	0	0.000	0	0			
(3) Non-Institutions		0	0	0	0	0	0.000	0	0	0	0	0.000	0	0.000	0	0.000	0	0			
(a) Individuals		0	0	0	0	0	0.000	0	0	0	0	0.000	0	0.000	0	0.000	0	0			
i) Individual shareholders holding nominal share capital up to Rs.2 Lakhs		158	64670	0	0	64670	19.597	64670	0	64670	19.597	0.000	0	0.000	0	0.000	0	7009			
MAHENDRA																					
GIRDHARILAL WADHWANI	AAAPW1327L	0	4684	0	0	4684	1.419	4684	0	4684	1.419	0.000	0	0.000	0	0.000	0	4684			
NARENDRA KUMAR BAJORIA	AEOPB9941F	0	13000	0	0	13000	3.939	13000	0	13000	3.939	0.000	0	0.000	0	0.000	0	0			
ii) Individual shareholders holding nominal share capital in excess of Rs 2 Lakhs		0	0	0	0	0	0.000	0	0	0	0.000	0.000	0	0.000	0	0.000	0	0			
(b) NBFCS registered with RBI		0	0	0	0	0	0.000	0	0	0	0.000	0.000	0	0.000	0	0.000	0	0			
(c) Employee Trusts		0	0	0	0	0	0.000	0	0	0	0.000	0.000	0	0.000	0	0.000	0	0			




Table IV - Statement showing shareholding pattern of the Non Promoter - Non Public shareholder

Category & Name of shareholders (I)	PAN (II)	Nos. of shareholders (III)	No. of fully paid up equity shares held (IV)	No. of partly paid-up equity shares held (V)	Nos. of shares underlying Depository Receipt (VI)	Total nos. shares held (VII) = (IV)+(V)+(VI)	Shareholding % calculated as per SCRR, 1957 As a % of (A+B+C2) (VIII)	Number of Voting Rights held in each class of securities (IX)			No. of Shares Underlying convertible securities (including Warrants) (X)	Shareholding as a % assuming full conversion of convertible securities as a percentage of diluted share capital (XI) = (VII)+(X) as a % of (A+B+C)	Number of Locked in shares (XII)		Number of Shares pledged or otherwise encumbered (XIII)	Number of equity shares held in dematerialized form (XIV)
								No. of Voting Rights		Total as a % of Total Voting rights			No. (a)	As a % of total Shares held (b)		
								Class x	Class y							
(1) Custodian, DR Holder																
(2) Employee Benefit Trust (under SEBI (share based Employee Benefit) Regulations, 2014																
Total Non-Promoter - Non-Public Shareholding (C)=(1)+(2)																




Table V - Statement showing shareholding details of significant beneficial owner

Sr No.	Details of the significant beneficial owner (I)		Details of the registered owner (II)			Details of holding/ exercise of right of the SBO in the reporting company, whether direct or indirect : (III) Whether by virtue of:				Date of creation / acquisition of significant beneficial interest (IV)		
	Name	PAN/Passport No. in case of a foreign national	Nationality	Name	PAN/Passport No. in case of a foreign national	Nationality	Shares %	Voting rights %	Rights on distributable dividend or any other distribution %		Exercise of control	Exercise of significant influence

